

ROTARY HEAD

RH INLINE SYSTEMS

ISTblast's continuous flow blasting machines are excellent for all around complete and continuous blasting of flat, voluminous, or complex components. Our powerful blast rotary head systems are mounted to the blast cabin housing in the most optimum positions to further insure uniform blast coverage of the components.

Each machine type has a unique component transport system and our process engineers are ready to help you choose a machine type that will satisfy your blasting needs.

- **Rotary Blast head :**

These high performance Rotary Head systems are specially designed for optimum performance and are at the heart of the ECO blasting program. Each Rotary head is custom made and the nozzles can be adjusted individually in the cabin housing to produce the most effective and productive blast pattern possible.

- **Filter Systems :**

Dry or wet, with or without explosion proof protection, ISTblast provides a wide range of dust filtering systems constructed with cutting edge technology. The design and construction of these systems take into account the latest regulations in regards to dust removal for sandblasting applications.

- **Automation :**

ISTblast's continuous flow Rotary Head blasting machines can be easily combined with automatic loading and unloading conveyer, allowing simple integration into automatic production lines at any time.

Markets

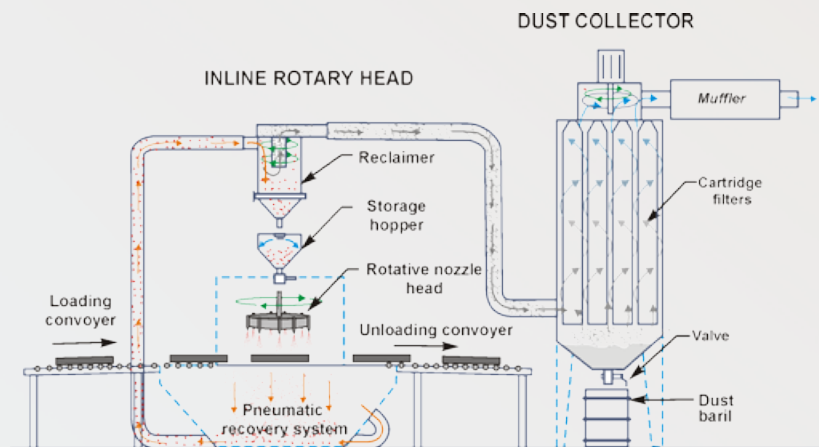
- General manufacturing
- Power & energy
- Aerospace and aviation
- Pharmaceutical
- Marine
- Automotive
- Petroleum

Technical features

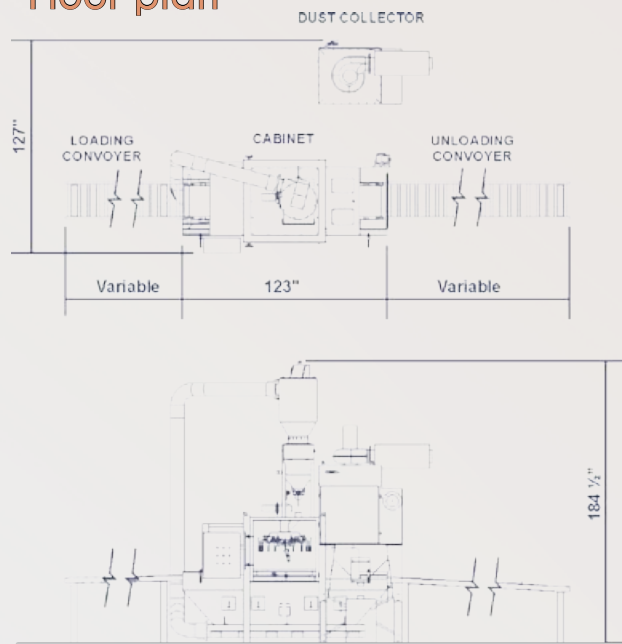
- Short processing times
- Long useful rotary head and nozzle life
- High blasting performance
- Abrasion resistant piping system (Urethane)
- Easy accessibility and easy replacement of the nozzles and parts
- Direct drive, fewer wear parts, such as the bearing block, lower noise levels
- Rotary head diameter available up to 36" / 900 mm
- Front door with window protect by a rubber sheet to protect against abrasive
- Heavy Duty construction and welded steel housing
- Short spare part delivery times
- Continuous flow blasting process
- Design allows for the integration of robot units for fully automatic loading and unloading
- Available with six, nine or eleven adjustable nozzles for optimal blasting results
- Uniform processing of complex component contours
- High process reliability with all-around blasting result
- Processing of long components (profiles, beams) is possible, as well as the secure blasting of small components and parts
- Easily integrated into existing production lines
- Used blast media is cleaned via a cyclon separator that can be equipped with an optional magnetic separator

The In-Line Machines process parts on a continuous basis. These machines accept and unload work pieces handled manually or robot assisted. You have the choice of suction, pressure or continuous-pressure blast systems with fixed or oscillating guns or our unique rotating head with high-production suction gun configurations. Standard units come with either six-gun or nine-gun rotary blast heads. These units can be custom engineered to meet your production requirements.

How It works



Floor plan



Details



Conveyor



Rotative nozzle head


Blasting chamber

- Lined with rubber to protect housing against abrasion
- Several suspended rubber curtains help to prevent the exit of blasting media
- Dust collection connections are located in the entry chamber, blasting chamber, and exit chamber
- Manually operable service doors are protected by safety switches to prevent accidental opening during machine operation.

Available Options




Custom conveyor



Control panel



HMI & PLC controller



International
Surface
Technologies

4160 Industriel Blvd.
Laval, Quebec
H7L 6H1 Canada

Toll free 1 800 361-1185
Tel. 450 963-4400
Fax 450 963-5122
Info@istblast.com
www.istblast.com